

Status of MDGs progress in Uganda: are we on track?”

2nd Corporate Social Responsibility
Roundtable

Alex Warren-Rodriguez, UNDP Economics Advisor






– Kampala, Nov. 10th 2011 –

The MDGs Initiative

- Adopted by leaders of 189 countries in the Millennium Summit of 2000 that lead to the adoption of the UN Millennium Declaration
- The MDGs provide concrete, numerical benchmarks for tackling extreme poverty in its many dimensions
- Consists of 8 goals, broken down into 21 quantifiable targets, to be achieved by end 2015
- MDG goals and targets capture fundamental development aspirations of any country or society

Uganda's MDGs: Current situation

-   **1 Eradicate extreme poverty and hunger**
-   **2 Achieve universal primary education**
-   **3 Promote gender equality and empower women**
-   **4 Reduce child mortality**
-   **5 Improve maternal health**
-   **6 Combat HIV/AIDS, malaria and other diseases**
-   **7 Ensure environmental sustainability**
-   **8 Develop a global partnership for development**

-  Achieved
-  On track
-  Possible to achieve, if changes are made
-  Off track
-  Insufficient information

Of the 19 specific MDG targets defined for Uganda:

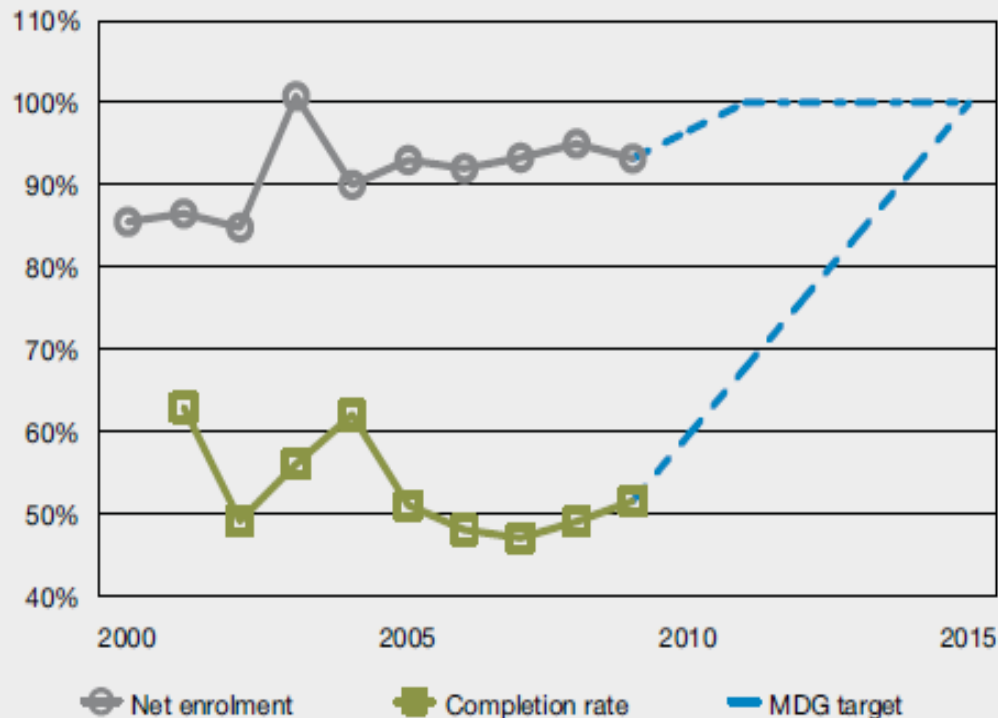
- ❖ **Seven (7) are on track or have been achieved**
- ❖ **For eight (8), progress is slow/stagnant**
- ❖ **Two (2) have registered a reversal in past years**
- ❖ **Two (2) have no indicators defined**

Uganda's MDG's: achieved or on track

- ✓ Uganda's poverty headcount ratio has dropped from 56% in 1992/3 to 24.5% in 2009/10 (MDG1)
- ✓ Prevalence of underweight children under age of five has dropped from 26% in 1995 to 16% in 2005/6 (MDG1: 10%)
- ✓ Ratio of girls to boys in primary education had reached 1.00 in 2009 and in secondary it is already 0.84 (MDG3)
- ✓ Access to ARV drugs for people with advanced HIV infection, which was 44% in 2003 is likely to reach 80% by 2012 (MDG6)
- ✓ The share of people with access to safe drinking water has gone from 57% in 1999/00 to 74% in 2009/10 (MDG7: 89%)

Goal 2: Achieve Universal primary Education

PRIMARY NET ENROLMENT RATIOS AND COMPLETION RATES



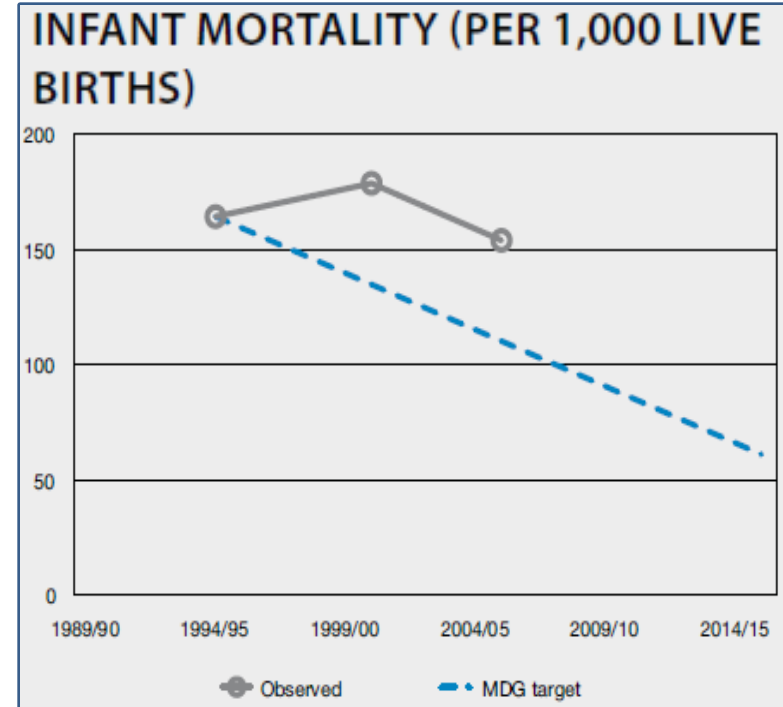
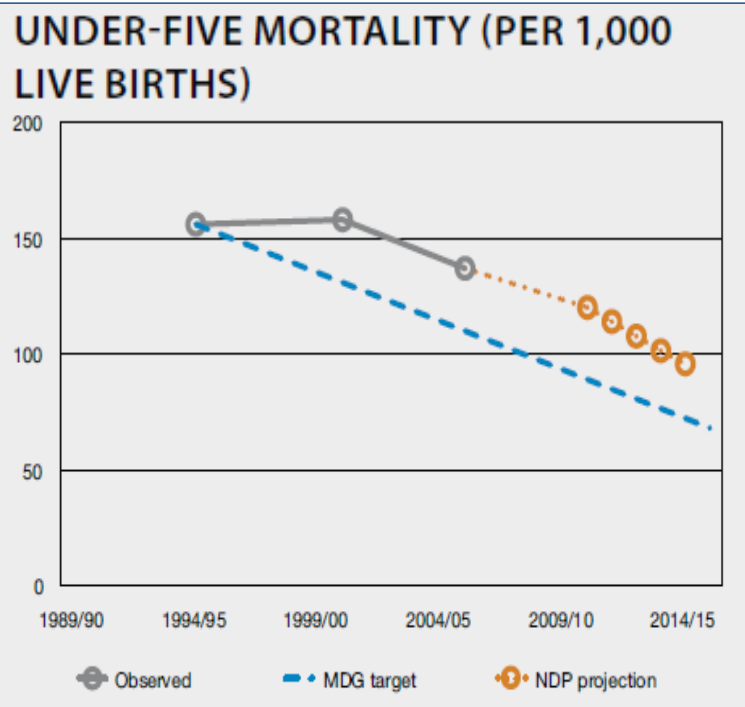
❖ Since 1997 UPE has contributed to universalize primary education in Uganda

❖ Enrolment in PE increased from 2.7 million in 1997 to 8.2 million in 2009

❖ At 93%, in 2009 Uganda's net primary enrolment ratio is close to the MDG target of 100%

❖ Completion rates, however, are lagging behind, with only 52% of pupils that start grade 1 reaching grade 7

Goal 4: Reduce Child Mortality (1)



- ❖ Both under-five and infant mortality rates are lagging behind their MDG targets
- ❖ health investments needed to ensure full vaccination coverage and access to basic health services are critical to bring down both ratios
- ❖ Mother's completion of primary education can also contribute to this

Goal 5: Improve maternal health

	1995	2000/01	2005/06	2015target
Maternal mortality ratio (per 100,000 births)	506	505	435	131
Proportion of births attended by skilled health personnel	38%	39%	42%	100%
Contraceptive prevalence rate	15%	23%	24%	100%
Unmet need for family planning	29%	35%	41%	100%

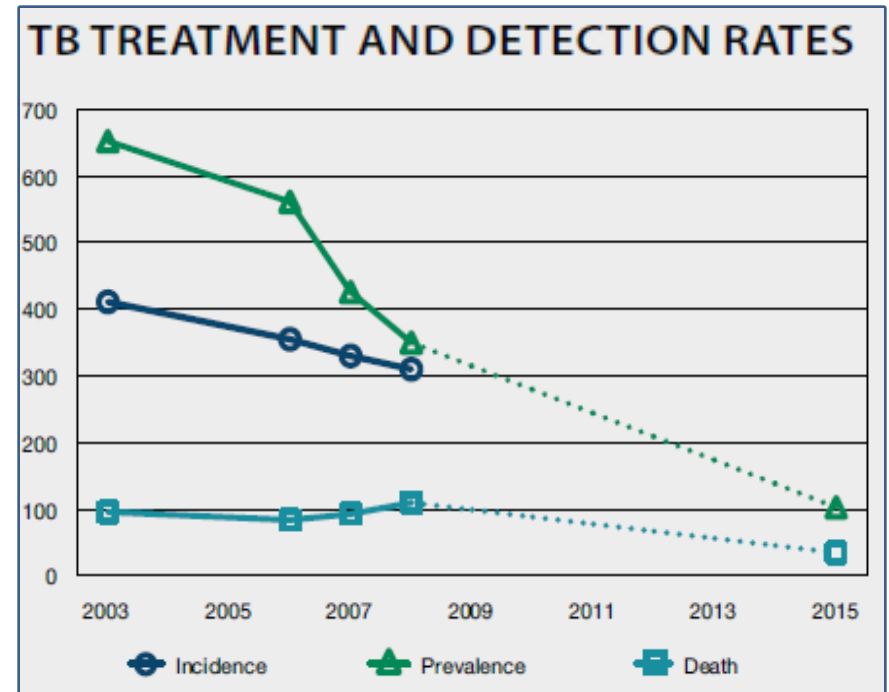
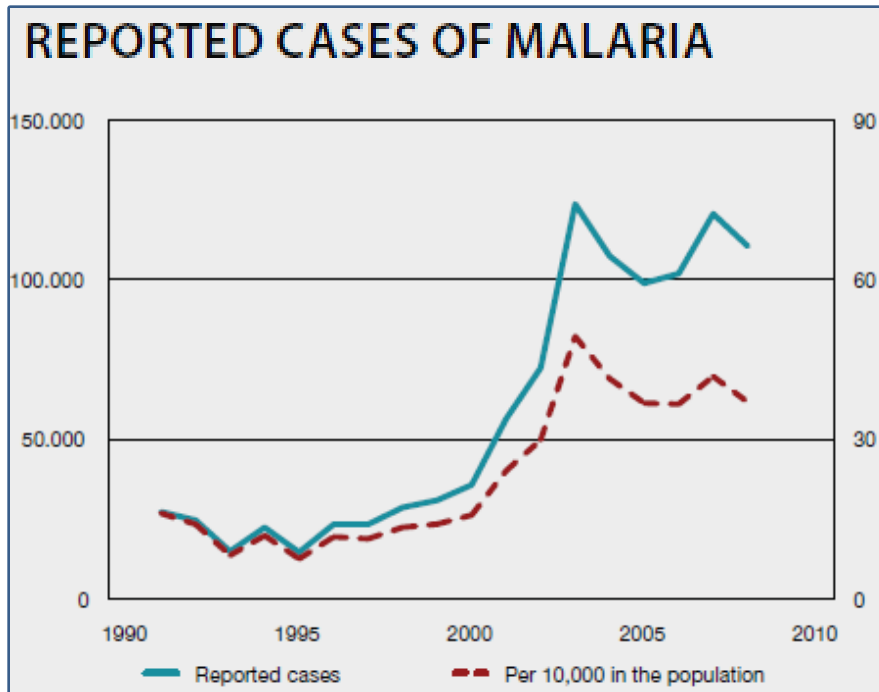
- ❖ Maternal mortality ratios unacceptably high
- ❖ Insufficient reach of maternal health care services
- ❖ Slow progress in achieving universal access to family planning & reproductive health

Goal 7: Ensure environmental sustainability

	1990	2000	2004	2006
Proportion of land area covered by forest	25%	21%	18%	18%
CO2 emissions, kg CO2 per \$1 GDP (PPP)	0.0824	0.0801	0.0754	0.0944
Consumption of ozone-depleting substances (in metric tons)	15.8	30.6	24.3	6.5
Proportion of terrestrial and marine areas protected	13%	15%	15%	16%

- ❖ Important steps have been taken to improve the policy, regulatory and institutional framework for environmental conservation in Uganda in recent years
- ❖ Yet, poverty and population growth continue to cause biodiversity loss, which has been declining at around 10-11% per year in past decades

Goal 6: Combat HIV/AIDS, malaria, etc. (1)



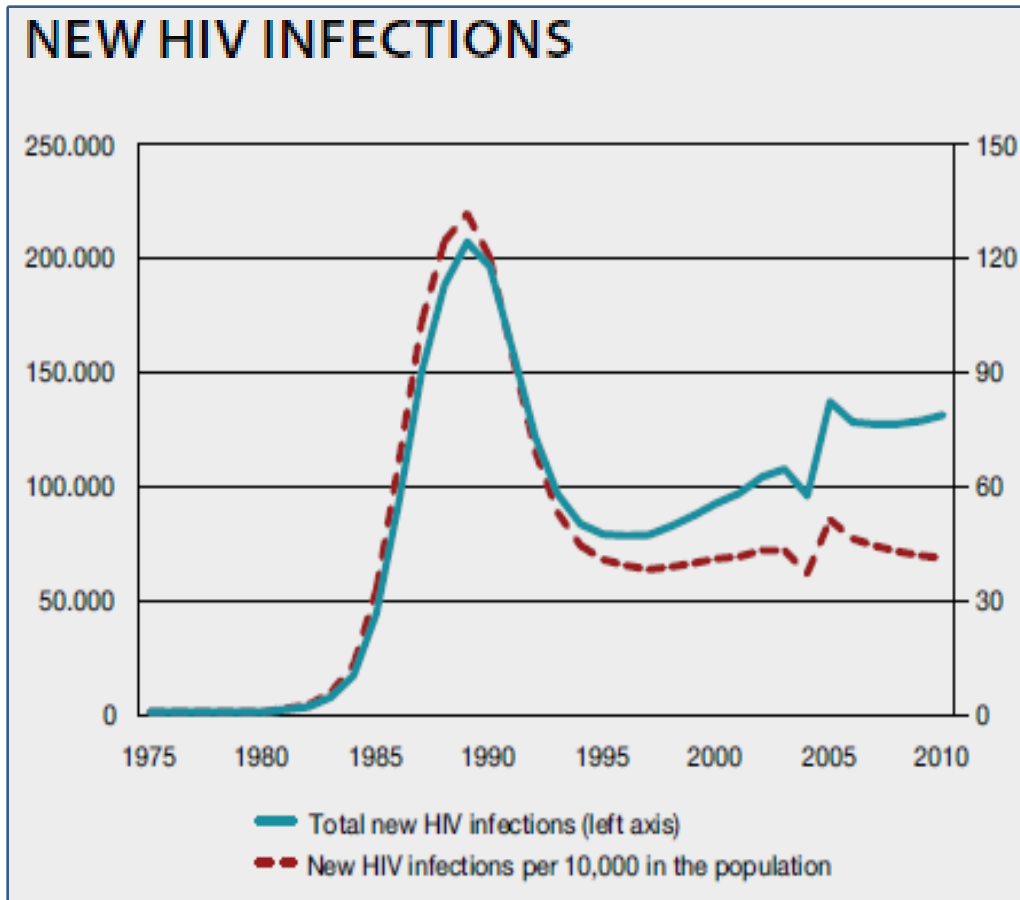
- ❖ Malaria incidence has only recently stabilized, after registering sharp increase in 2000s
- ❖ Partly due to improved healthcare & reporting + improvements in malaria prevention
- ❖ Progress in TB incidence and prevalence, although still considerable way to go to MDGs in 2015, plus stagnation in TB detection and death rates.

Goal 6: Combat HIV/AIDS, malaria, etc. (1)

	2003	2006	2008	2015
Reported malaria (per 100,000)	49	36	42	37
Share children under 5 sleeping treated bed nets	8%	10%	33%	50% in 2010
TB Incidence rate (per 100,000)	411	355	310	--
TB death rate (per 100,000)	96	84	110	35
TB treatment success	69%	70%	80%	85%
TB detection rate	53%	50%	57%	70%

- ❖ Malaria incidence only recently stabilized, after registering sharp increase in 2000s
- ❖ Partly due to improved healthcare & reporting + improved malaria prevention
- ❖ Progress in TB incidence and prevalence, although still considerable way to go to MDGs in 2015, plus stagnation in TB detection and death rates.

Goal 6: Combat HIV/AIDS, malaria, etc. (2)



- ❖ Despite progress to reduce the spread of HIV/AIDS during the 1990s ...
- ❖ ... and increased HIV/AIDS prevention efforts
- ❖ Persistently high levels of risky behavior
- ❖ There is an upward trend in new infections since 1990s
- ❖ With up to 130,000 newly HIV infected people in 2010

Uganda's MDGs: Way forward

- Attaining MDGs would require scaling up government spending on education, health, water and sanitation by an estimated 11-16% of GDP, depending on form of financing
- Need to explore synergies between MDGs and maximize complementarities
- MDG acceleration framework (MAF) initiative
- What role for the private sector? CSR+?

For more information:

www.undp.or.ug/mdgs/25

<http://www.un.org/millenniumgoals/>

<http://www.undp.org/mdg>

<http://www.mdgmonitor.org/>